

Exploiting Latent Semantic Information in Statistical Language Modeling

Jerome R. Bellegarda, *Senior Member, IEEE*

Abstract— Statistical language models used in large vocabulary speech recognition must properly encapsulate the various constraints, both local and global, present in the language. While local constraints are readily captured through n -gram modeling, global constraints, such as long-term semantic dependencies, have been more difficult to handle within a data-driven formalism. This paper focuses on the use of *latent semantic analysis*, a paradigm which automatically uncovers the salient semantic relationships between words and documents in a given corpus. In this approach, (discrete) words and documents are mapped onto a (continuous) semantic vector space, in which familiar clustering techniques can be applied. This leads to the specification of a powerful framework for automatic semantic classification, as well as the derivation of several language model families with various smoothing properties. Because of their large-span nature, these language models are well suited to complement conventional n -grams. An integrative formulation is proposed for harnessing this synergy, in which the latent semantic information is used to adjust the standard n -gram probability. Such hybrid language modeling compares favorably with the corresponding n -gram baseline: experiments conducted on the Wall Street Journal domain show a reduction in average word error rate of over 20%. The paper concludes with a discussion of intrinsic trade-offs, such as the influence of training data selection on the resulting performance.

Keywords— Statistical language modeling, multi-span integration, n -grams, latent semantic analysis, speech recognition.

I. INTRODUCTION

LANGUAGE modeling plays a pivotal role in automatic speech recognition (ASR). It is variously used to constrain the acoustic analysis, guide the search through various (partial) text hypotheses, and/or contribute to the determination of the final transcription [1], [40], [57]. Fundamentally, its function is to encapsulate as much as possible of the syntactic, semantic, and pragmatic characteristics for the task considered. The successful capture of this information is critical to help determine the most likely sequence of words spoken, because it quantifies which word sequences are acceptable in a given language for a given task, and which are not. Thus, language modeling can be thought of as a way to impose a collection of constraints

on word sequences. In the two past decades, statistical n -grams have steadily emerged as the preferred way to impose such constraints in a wide range of domains [21]. The reader is referred to [61] for a comprehensive overview of the state of the art in the field, including an insightful perspective on n -grams in light of other techniques, and an excellent tutorial on challenges lying ahead. Some of these challenges are further considered below.

A. Locality Problem

The success of an n -gram in capturing relevant syntactic, semantic, and pragmatic information from the training data is directly related to its ability to suitably discriminate between different strings of n words. This ability is heavily influenced by two related issues, coverage and estimation. Coverage hinges on the selection of the underlying vocabulary, with trade-offs such as incurring more errors due to unknown words (low coverage) vs. losing accuracy from increased acoustic confusability (very large vocabulary) [59]. This paper is more concerned with the estimation issue, which centers around the choice of n . There, the major trade-off has to do with settling for weaker predictive power (low n), vs. suffering from more unreliable parameter estimates (higher n) [53]. In practice, parameter reliability demand low values of n (see, for example, [45], [54]), which in turn imposes an artificially local horizon to the language model. As a result, n -grams as typically derived are inherently unable to capture large-span relationships in the language.

Consider, for instance, predicting the word “*fell*” from the word “*stocks*” in the two equivalent phrases:

stocks fell sharply as a result of the announcement, (1)

and

stocks, as a result of the announcement, sharply fell. (2)

In (1), the prediction can be done with the help of a bigram language model ($n = 2$). This is straightforward with the kind of resources currently available [58]. In (2), however, the value $n = 9$ would be necessary, a rather unrealistic proposition at the present time. In large part because of this inability to reliably capture large-span behavior, the performance of conventional n -gram technology has essentially reached a plateau [61].

Manuscript received December 23, 1999; revised April 21, 2000. The editor coordinating the review of this manuscript and approving it for publication was Dr. B.H. (Fred) Juang.

The author is with the Spoken Language Group, Apple Computer, Cupertino, California 95014, USA (e-mail: jerome@apple.com).

Publisher Item Identifier . . .

This observation has sparked interest in a variety of research directions, mostly relying on either *information aggregation* or *span extension* [11]. Information aggregation increases the reliability of the parameter estimation by taking advantage of exemplars of other words that behave “like” this word in the particular context considered. The trade-off, typically, is higher robustness at the expense of a loss in resolution. This paper is more closely aligned with span extension, which extends and/or complements the n -gram paradigm with information extracted from large-span units (i.e., comprising a large number of words). The trade-off here is in the choice of units considered, which has a direct effect on the type of long distance dependencies modeled. These units tend to be either syntactic or semantic in nature. We now expand on these two choices.

B. Syntactically-Driven Span Extension

Assuming a suitable parser is available for the domain considered, syntactic information can be used to incorporate large-span constraints into the recognition. How these constraints are incorporated varies from estimating n -gram probabilities from grammar-generated data [70] to computing a linear interpolation of the two models [43]. Most recently, syntactic information has been used specifically to determine equivalence classes on the n -gram history, resulting in so-called dependency language models [19], [56], sometimes also referred to as structured language models [20], [42], [66].

In that framework, each unit is in the form of the headword of the phrase spanned by the associated parse subtree. The standard n -gram language model is then modified to operate given the last $(n - 1)$ *headwords* as opposed to the last $(n - 1)$ *words*. Said another way, the structure of the model is no longer pre-determined: which words serve as predictors depends on the dependency graph, which is a hidden variable [61]. In the example above, the top two headwords in the dependency graph would be “*stocks*” and “*fell*” in both cases, thereby solving the problem.

The main caveat in such modeling is the reliance on the parser, and particularly the implicit assumption that the correct parse will in fact be assigned a high probability [69]. The basic framework was recently extended to operate efficiently in a left-to-right manner [20], [42], through careful optimization of both chart parsing [67] and search modules. Also noteworthy is a somewhat complementary line of research [68], which exploits the syntactic structure contained in the sentences prior to the one featuring the word being predicted.

C. Semantically-Driven Span Extension

High level semantic information can also be used to incorporate large-span constraints into the recognition. Since by nature such information is diffused across the entire text being created, this requires the definition of a *document* as a semantically homogeneous set of sentences. Then each document can be characterized by drawing from a (possibly large) set of topics, usually pre-defined from a hand-labelled hierarchy, which covers the relevant semantic do-

main [39], [63], [64]. The main uncertainty in this approach is the granularity required in the topic clustering procedure [31]. To illustrate, in (1) and (2), even perfect knowledge of the general topic (most likely, “*stock market trends*”) does not help much.

An alternative solution is to use long distance dependencies between word pairs which show significant correlation in the training corpus. In the above example, suppose that the training data reveals a significant correlation between “*stocks*” and “*fell*.” Then the presence of “*stocks*” in the document could automatically trigger “*fell*,” causing its probability estimate to change. Because this behavior would occur in both (1) and in (2), proximity being irrelevant in this kind of model, the two phrases would lead to the same result. In this approach, the pair (*stocks*, *fell*) is said to form a word trigger pair [51]. In practice, word pairs with high mutual information are searched for inside a window of fixed duration. Unfortunately, trigger pair selection is a complex issue: different pairs display markedly different behavior, which limits the potential of low frequency word triggers [60]. Still, self-triggers have been shown to be particularly powerful and robust [51], which underscores the desirability of exploiting correlations between the current word and features of the document history.

Recent work has sought to extend the word trigger concept by using a more comprehensive framework to handle the trigger pair selection [3]–[10], [12], [24], [34], [36]. This is based on a paradigm originally formulated in the context of information retrieval, called *latent semantic analysis* (LSA) [15], [27], [30], [32], [37], [49], [50], [65]. In this paradigm, co-occurrence analysis still takes place across the span of an entire document, but every combination of words from the vocabulary is viewed as a potential trigger combination. This leads to the systematic integration of long-term semantic dependencies into the analysis.

The concept of document assumes that the available training data is tagged at the document level, i.e., there is a way to identify article boundaries. This is the case, for example, with the ARPA North American Business (NAB) News corpus [46]. Once this is done, the LSA paradigm can be used for word and document clustering [12], [34], [36], as well as for language modeling [3], [6], [24]. In all cases, it was found to be suitable to capture some of the global semantic constraints present in the language. In fact, hybrid n -gram+LSA language models, constructed by embedding LSA into the standard n -gram formulation, were shown to result in a substantial reduction in both perplexity [5], [6] and average word error rate [7]–[10].

D. Organization

The focus of this paper is on semantically-driven span extension only, and more specifically on how the LSA paradigm can be exploited to improve statistical language modeling. The main objectives are: (i) to review the data-driven extraction of latent semantic information, (ii) to assess its potential use in the context of spoken language processing, (iii) to describe its integration with conventional n -gram language modeling, (iv) to examine the behavior

of the resulting hybrid models in speech recognition experiments, and (v) to discuss a number of factors which influence performance.

The paper is organized as follows. In the next two sections, we give an overview of the mechanics of LSA feature extraction, as well as the salient characteristics of the resulting LSA feature space. Section IV explores the applicability of this framework for general semantic classification. In Section V, we shift the focus to LSA-based statistical language modeling for large vocabulary recognition. Section VI describes the various smoothing possibilities available to make LSA-based language models more robust. In Section VII, we illustrate some of the benefits associated with hybrid n -gram+LSA modeling on a subset of the Wall Street Journal (WSJ) task. Finally, Section VIII discusses the inherent trade-offs associated with the approach, as evidenced by the influence of the data selected to train the LSA component of the model.

II. LATENT SEMANTIC ANALYSIS

Let \mathcal{V} , $|\mathcal{V}| = M$, be some underlying vocabulary and \mathcal{T} a training text corpus, comprising N articles (documents) relevant to some domain of interest (like business news, for example, in the case of the NAB corpus [46]). Typically, M and N may be on the order of ten thousand and hundred thousand, respectively; \mathcal{T} might comprise a hundred million words or so. The LSA paradigm defines a mapping between the discrete sets \mathcal{V} , \mathcal{T} and a continuous vector space \mathcal{S} , whereby each word w_i in \mathcal{V} is represented by a vector \bar{u}_i in \mathcal{S} , and each document d_j in \mathcal{T} is represented by a vector \bar{v}_j in \mathcal{S} .

A. Feature Extraction

The starting point is the construction of a matrix (W) of co-occurrences between words and documents. In marked contrast with n -gram modeling, word order is ignored, which is of course in line with the semantic nature of the approach [50]. This makes it an instance of the so-called “bag-of-words” paradigm, which disregards collocational information in word strings: the context for each word essentially becomes the entire document in which it appears. Thus, the matrix W is accumulated from the available training data by simply keeping track of which word is found in what document.

This accumulation involves some suitable function of the word count, i.e., the number of times each word appears in each document [12]. Various implementations have been investigated by the information retrieval community (see, for example, [29]). Evidence points to the desirability of normalizing for document length and word entropy. Thus, a suitable expression for the (i, j) cell of W is:

$$w_{i,j} = (1 - \varepsilon_i) \frac{c_{i,j}}{n_j}, \quad (3)$$

where $c_{i,j}$ is the number of times w_i occurs in d_j , n_j is the total number of words present in d_j , and ε_i is the normalized entropy of w_i in the corpus \mathcal{T} . The global weighting implied by $1 - \varepsilon_i$ reflects the fact that two words appearing

with the same count in d_j do not necessarily convey the same amount of information about the document; this is subordinated to the distribution of the words in the collection \mathcal{T} .

If we denote by $t_i = \sum_j c_{i,j}$ the total number of times w_i occurs in \mathcal{T} , the expression for ε_i is easily seen to be:

$$\varepsilon_i = - \frac{1}{\log N} \sum_{j=1}^N \frac{c_{i,j}}{t_i} \log \frac{c_{i,j}}{t_i}. \quad (4)$$

By definition, $0 \leq \varepsilon_i \leq 1$, with equality if and only if $c_{i,j} = t_i$ and $c_{i,j} = t_i/N$, respectively. A value of ε_i close to 1 indicates a word distributed across many documents throughout the corpus, while a value of ε_i close to 0 means that the word is present only in a few specific documents. The global weight $1 - \varepsilon_i$ is therefore a measure of the indexing power of the word w_i .

B. Singular Value Decomposition

The $(M \times N)$ word-document matrix W resulting from the above feature extraction defines two vector representations for the words and the documents. Each word w_i can be uniquely associated with a row vector of dimension N , and each document d_j can be uniquely associated with a column vector of dimension M . Unfortunately, these vector representations are unpractical for three related reasons. First, the dimensions M and N can be extremely large; second, the vectors w_i and d_j are typically very sparse; and third, the two spaces are distinct from one other.

To address these issues, it is useful to employ singular value decomposition (SVD), a technique closely related to eigenvector decomposition and factor analysis [35]. We proceed to perform the (order- R) SVD of W as follows:

$$W \approx \hat{W} = U S V^T, \quad (5)$$

where U is the $(M \times R)$ left singular matrix with row vectors u_i ($1 \leq i \leq M$), S is the $(R \times R)$ diagonal matrix of singular values $s_1 \geq s_2 \geq \dots \geq s_R > 0$, V is the $(N \times R)$ right singular matrix with row vectors v_j ($1 \leq j \leq N$), $R \ll \min(M, N)$ is the order of the decomposition, and T denotes matrix transposition. As is well known, both left and right singular matrices U and V are column-orthonormal, i.e., $U^T U = V^T V = I_R$ (the identity matrix of order R). Thus, the column vectors of U and V each define an orthonormal basis for the space of dimension R spanned by the $(R$ -dimensional) u_i 's and v_j 's. Furthermore, it can be shown (cf. [25]) that the matrix \hat{W} is the best rank- R approximation to the word-document matrix W , for any unitarily invariant norm. This entails, for any matrix A of rank R :

$$\min_{\{A : \text{rank}(A) = R\}} \|W - A\| = \|W - \hat{W}\| = s_{R+1}, \quad (6)$$

where $\|\cdot\|$ refers to the L_2 norm, and s_{R+1} is the smallest singular value retained in the order- $(R + 1)$ SVD of W . Obviously, $s_{R+1} = 0$ if R is equal to the rank of W .

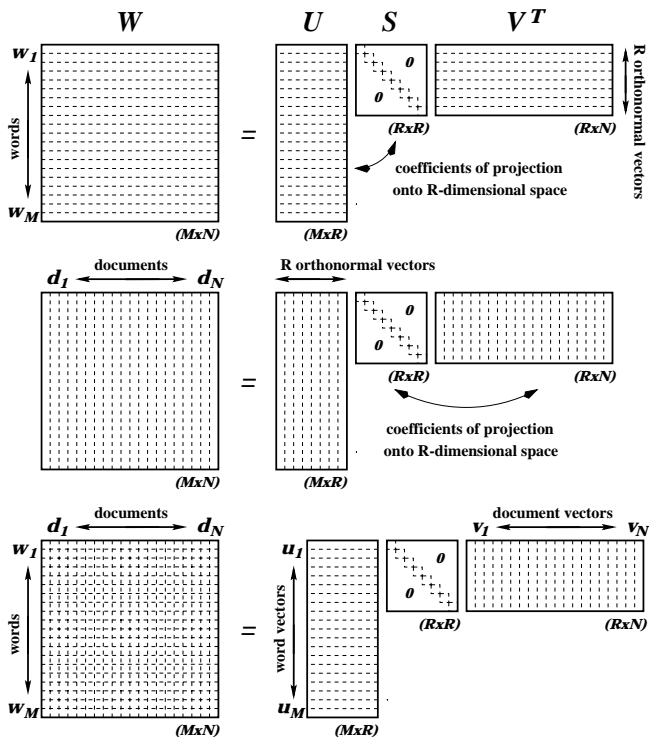


Fig. 1. Singular Value Decomposition (After [44]).

Following [44], this decomposition can be illustrated as done in Fig. 1. The row vectors of W (i.e., words) are projected onto the orthonormal basis formed by the column vectors of the right singular matrix V , or, equivalently, the row vectors of V^T (top figure). This defines a new representation for the words, in terms of their coordinates in this projection, namely the rows of US . In essence, the row vector $u_i S$ characterizes the position of word w_i in the underlying R -dimensional space, for $1 \leq i \leq M$. Similarly, the column vectors of W (i.e., documents) are projected onto the orthonormal basis formed by the column vectors of the left singular matrix U (middle figure). The coordinates of the documents in this space are therefore given by the columns of SV^T . This in turn means that the column vector SV_j^T , or, equivalently, the row vector $v_j S$, characterizes the position of document d_j in R dimensions, for $1 \leq j \leq N$. We refer to each of the M scaled vectors $\bar{u}_i = u_i S$ as a *word vector*, uniquely associated with word w_i in the vocabulary, and each of the N scaled vectors $\bar{v}_j = v_j S$ as a *document vector*, uniquely associated with document d_j in the corpus (bottom figure).

C. Interpretation

This amounts to representing each word and each document as a linear combination of (hidden) abstract concepts, which arise automatically from the SVD mechanism [44]. Since the SVD provides, by definition, a parsimonious description of the linear space spanned by W , we can infer that this set of abstract concepts is specified to *minimally* span the words in the vocabulary \mathcal{V} and the

documents in the corpus \mathcal{T} . Thus, the dual one-to-one mapping embodied in (5), between words/documents and word/document vectors, corresponds to an efficient representation of the training data. Essentially, (5) defines a transformation between high-dimensional discrete entities (\mathcal{V} and \mathcal{T}) and a low-dimensional continuous vector space \mathcal{S} , the R -dimensional space spanned by the u_i 's and v_j 's. The dimension R is bounded from above by the (unknown) rank of the matrix W , and from below by the amount of distortion tolerable in the decomposition. Values of R in the range $R = 200$ to $R = 300$ are typically used for information retrieval [30]. In the present context, we have found $100 \leq R \leq 200$ to work reasonably well.

The basic idea behind (5) is that \hat{W} captures the major structural associations in W and ignores higher order effects. The “closeness” of vectors in the LSA space \mathcal{S} is therefore determined by the overall pattern of the language used in \mathcal{T} , as opposed to specific constructs. Hence, two words whose representations are “close” (in some suitable metric) tend to appear in the same kind of documents, whether or not they actually occur within identical word contexts in those documents. Conversely, two documents whose representations are “close” tend to convey the same semantic meaning, whether or not they contain the same word constructs. Thus, we can expect that the respective representations of words and documents that are semantically linked would also be “close” in the LSA space \mathcal{S} .

Of course, the optimality of this framework can be debated, since the underlying L_2 norm arising from (6) is probably not the best choice when it comes to linguistic phenomena. Depending on many subtly intertwined factors like frequency and recency, linguistic co-occurrences may not always have the same interpretation. When comparing word counts, for example, observing one hundred occurrences vs. ninety-nine is markedly different from observing one vs. zero. This has motivated the investigation of an alternative objective function based on the Kullback-Leibler divergence [37]. This approach has the advantage of providing an elegant probabilistic interpretation of (5), at the expense of requiring a conditional independence assumption on the words and the documents [38]. This can be viewed as an instance of the familiar trade-off between tractability and modeling accuracy.

This caveat notwithstanding, the correspondence between closeness in LSA space and semantic relatedness is well documented. In applications such as information retrieval, filtering, induction, and visualization, the LSA framework has repeatedly proven remarkably effective in capturing semantic information [15], [27], [30], [32], [38], [49], [50], [65].

An illustration of this fundamental behavior was recently provided in [55], in the context of an (artificial) information retrieval task with 20 distinct topics and a vocabulary of 2000 words. A probabilistic corpus model generated 1000 documents, each 50 to 100 words long. The probability distribution for each topic was such that 0.95 of its probability density was equally distributed among topic words, and the remaining 0.05 was equally distributed among all the 2000

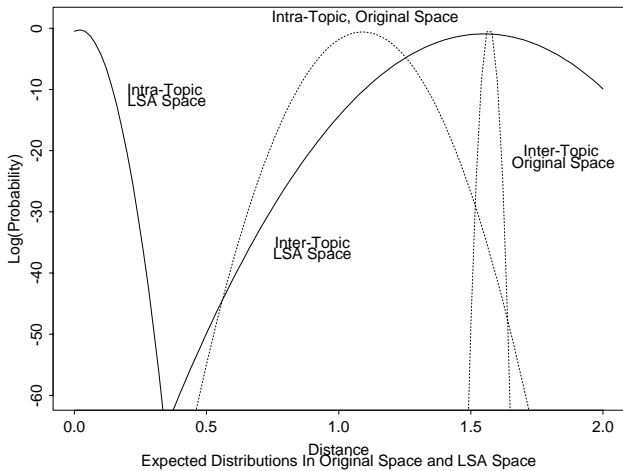


Fig. 2. Improved Topic Separability in LSA Space (After [55]).

words in the vocabulary. The authors of the study measured the distance between all pairs of documents, both in the original space and in the LSA space obtained as above, with $R = 20$. This leads to the expected distance distributions depicted in Fig. 2, where a pair of documents is considered “Intra-Topic” if the two documents were generated from the same topic and “Inter-Topic” otherwise.

It can be seen that in the LSA space the average distance between inter-topic pairs stays about the same, while the average distance between intra-topic pairs is dramatically reduced. In addition, the standard deviation of the intra-topic distance distribution also becomes substantially smaller. As a result, separability between intra- and inter-topic pairs is much better in the LSA space than in the original space. Note that this holds in spite of a sharp increase in the standard deviation of the inter-topic distance distribution, which bodes well for the general applicability of the method. Analogous observations can be made regarding the distance between words and/or between words and documents.

D. (Off-Line) Computational Effort

Clearly, classical methods for determining the SVD of dense matrices (see, for example, [16]) are not optimal for large sparse matrices such as W . Because these methods apply orthogonal transformations (Householder or Givens) directly to the input matrix, they incur excessive fill-in and thereby require tremendous amounts of memory. In addition, they compute all the singular values of W ; but here $R \ll \min(M, N)$, and therefore doing so is computationally wasteful.

Instead, it is more appropriate to solve a sparse symmetric eigenvalue problem, which can then be used to indirectly compute the sparse singular value decomposition. Several suitable iterative algorithms have been proposed by Berry, based on either the subspace iteration or the Lanczos recursion method [14]. The primary cost of these algorithms lies in the total number of sparse matrix-vector multipli-

cations required. Let us denote by Δ_W the density of W , defined as the total number of nonzero entries in W divided by the product of its dimensions, MN . Then the total cost in floating-point operations per iteration is given by [14]:

$$\mathcal{N}_{svd} = R [2(1 + \Delta_W N)M + 2(1 + \Delta_W M)N]. \quad (7)$$

In a typical case, Δ_W hovers in the range 0.25% to 0.5% (cf. [30]), and the value of R is between 100 to 200. This expression can therefore be approximated by:

$$\mathcal{N}_{svd} \approx (2R\Delta_W)MN \approx MN. \quad (8)$$

For the values of M and N mentioned earlier, this corresponds to a few billion floating-point operations (flops) per iteration. On any midrange desktop machine (such as a 400 MHz Apple iMac DV, rated at approximately 60 Mflops), this translates into (up to) a few minutes of CPU time. As convergence is typically achieved after 100 or so iterations, the entire decomposition is usually completed within a matter of hours.

III. LSA FEATURE SPACE

In the continuous vector space \mathcal{S} obtained above, each word $w_i \in \mathcal{V}$ is represented by the associated word vector of dimension R , $\bar{u}_i = u_i S$, and each document $d_j \in \mathcal{T}$ is represented by the associated document vector of dimension R , $\bar{v}_j = v_j S$. This opens up the opportunity to apply familiar clustering techniques in \mathcal{S} , as long as a distance measure consistent with the SVD formalism is defined on the vector space. The nice thing about this form of clustering is that it takes the global context into account, as opposed to conventional n -gram-based clustering methods which only consider collocational effects.

Since the matrix W embodies, by construction, all structural associations between words and documents, it follows that, for a given training corpus, $W W^T$ characterizes all co-occurrences between words, and $W^T W$ characterizes all co-occurrences between documents. Thus, the extent to which words w_i and w_j have a similar pattern of occurrence across the entire set of documents can be inferred from the (i, j) cell of $W W^T$, and the extent to which documents d_i and d_j contain a similar pattern of words from the entire vocabulary can be inferred from the (i, j) cell of $W^T W$.

A. Word Clustering

Expanding $W W^T$ using the SVD expression (5), we obtain:¹

$$W W^T = U S^2 U^T. \quad (9)$$

Since S is diagonal, this means that the (i, j) cell of $W W^T$ can be obtained by taking the dot product between the i th and j th rows of the matrix US , namely $u_i S$ and $u_j S$. We conclude that a natural metric to consider for the “closeness” between words is therefore the cosine of the angle

¹Henceforth we ignore the distinction between W and \hat{W} . From (6), this is without loss of generality under the assumption that R is chosen to be equal to the rank of W .

between \bar{u}_i and \bar{u}_j . Thus:

$$K(w_i, w_j) = \cos(u_i S, u_j S) = \frac{u_i S^2 u_j^T}{\|u_i S\| \|u_j S\|}, \quad (10)$$

for any $1 \leq i, j \leq M$. A value of $K(w_i, w_j) = 1$ means the two words always occur in the same semantic context, while a value of $K(w_i, w_j) < 1$ means the two words are used in increasingly different semantic contexts. While (10) does not define a *bona fide* distance measure in the space \mathcal{S} , it easy leads to one. For example, over the interval $[0, \pi]$, the measure:

$$\mathcal{D}(w_i, w_j) = \cos^{-1} K(w_i, w_j), \quad (11)$$

can be readily verified to satisfy the properties of a distance on \mathcal{S} .

Once (11) is specified, it is straightforward to proceed with the clustering of the word vectors \bar{u}_i , using any of a variety of algorithms (see, for instance, [2]). Since the number of such vectors is relatively large, it is advisable to perform this clustering in stages, using, for example, K-means and bottom-up clustering sequentially. In that case, K-means clustering is used to obtain a coarse partition of the vocabulary \mathcal{V} into a small set of superclusters. Each supercluster is then itself partitioned using bottom-up clustering, resulting in a final set of clusters \mathcal{C}_k , $1 \leq k \leq K$. This process can be thought of as uncovering, in a data-driven fashion, a particular layer of semantic knowledge in the space \mathcal{S} .

B. Word Cluster Example

For the purpose of illustration, we recall here the result of a word clustering experiment originally reported in [6]. A corpus of $N = 21,000$ documents was randomly selected from the WSJ portion of the NAB corpus. LSA training was then performed with an underlying vocabulary of $M = 23,000$ words, and the word vectors in the resulting LSA space were clustered into 500 disjoint clusters as explained above. Two representative examples of the clusters so obtained are shown in Fig. 3.

The first thing to note is that these word clusters comprise words with different part of speech, a marked difference with conventional class n -gram techniques (cf. [53]). This is a direct consequence of the semantic nature of the derivation. Second, some obvious words seem to be missing from the clusters: for example, the singular noun “*drawing*” from cluster 1 and the present tense verb “*rule*” from cluster 2. This is an instance of a phenomenon called *polysemy*: “*drawing*” and “*rule*” are more likely to appear in the training text with their alternative meanings (as in “*drawing a conclusion*” and “*breaking a rule*,” respectively), thus resulting in different cluster assignments. Finally, some words seem to contribute only marginally to the clusters: for example, “*hysteria*” from cluster 1 and “*here*” from cluster 2. These are the unavoidable outliers at the periphery of the clusters.

Cluster 1
Andy, antique, antiques, art, artist, artist's, artists artworks, auctioneers, Christie's, collector, drawings gallery, Gogh, fetched, hysteria, masterpiece, museums painter, painting, paintings, Picasso, Pollock, reproduction, Sotheby's, van, Vincent, Warhol
Cluster 2
appeal, appeals, attorney, attorney's, counts, court court's, courts, condemned, convictions, criminal, decision defend, defendant, dismisses, dismissed, hearing, here, indicted, indictment, indictments, judge, judicial, judiciary jury, juries, lawsuit, leniency, overturned, plaintiffs, prosecute, prosecution, prosecutions, prosecutors, ruled, ruling sentenced, sentencing, suing, suit, suits, witness

Fig. 3. Word Cluster Example (After [6]).

C. Document Clustering

Proceeding as above, expanding $W^T W$ using the SVD expression (5) yields:

$$W^T W = V S^2 V^T. \quad (12)$$

Again, this means that the (i, j) cell of $W^T W$ can be obtained by taking the dot product between the i th and j th columns of the matrix VS , namely $v_i S$ and $v_j S$. As a result, a natural metric to consider for the “closeness” between documents is the cosine of the angle between \bar{v}_i and \bar{v}_j . Thus:

$$K(d_i, d_j) = \cos(v_i S, v_j S) = \frac{v_i S^2 v_j^T}{\|v_i S\| \|v_j S\|}, \quad (13)$$

for any $1 \leq i, j \leq N$. This has the same functional form as (10), and therefore the distance (11) is equally valid for both word and document clustering.²

Earlier comments regarding clustering implementation apply here as well. The end result is a set of clusters D_ℓ , $1 \leq \ell \leq L$, which can be viewed as representing another layer of semantic knowledge in the space \mathcal{S} .

D. Document Cluster Example

An early document clustering experiment using the above measure was documented in [36]. This work was conducted on the British National Corpus (BNC), a heterogeneous corpus which contains a variety of hand-labelled topics. Using the LSA framework as above, it is possible to partition BNC into distinct clusters, and compare the sub-domains so obtained with the hand-labelled topics provided with the corpus. This comparison was conducted by evaluating two different mixture trigram language models: one built using either the LSA sub-domains, and one built using the hand-labelled topics. As the perplexities obtained were

²In fact, the measure (11) is precisely the one used in the study reported in Fig. 2. Thus, the distances on the x-axis of Fig. 2 are $\mathcal{D}(d_i, d_j)$ expressed in radians.

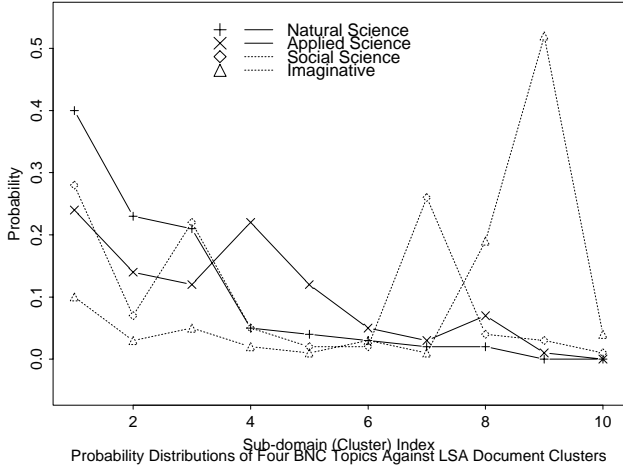


Fig. 4. Document Cluster Example (After [36]).

very similar [36], this validates the automatic partitioning performed using LSA.

Some evidence of this behavior is provided in Fig. 4, which plots the distributions of four of the hand-labelled BNC topics against the ten document sub-domains automatically derived using LSA. While clearly not matching the hand-labeling, LSA document clustering in this example still seems reasonable. In particular, as one would expect, the distribution for the natural science topic is relatively close to the distribution for the applied science topic (cf. the two solid lines), but quite different from the two other topic distributions (in dashed lines). From that standpoint, the data-driven LSA clusters appear to adequately cover the semantic space.

IV. SEMANTIC CLASSIFICATION

As just seen in the previous two sections, the latent semantic framework has a number of interesting properties, including: (i) a single vector representation for both words and documents in the same continuous vector space, (ii) an underlying topological structure reflecting semantic similarity, (iii) a well-motivated, natural metric to measure the distance between words and between documents in that space, and (iv) a relatively low dimensionality which makes clustering meaningful and practical. These properties can be exploited in several areas of spoken language processing. In this section, we address the most immediate domain of application, which follows directly from the previous clustering discussion: (data-driven) semantic classification [4], [18], [22], [33].

A. Framework Extension

Semantic classification refers to the task of determining, for a given document, which one of several pre-defined topics the document is most closely aligned with. In contrast with the clustering setup discussed above, such document will not (normally) have been seen in the training corpus. Hence, we first need to extend the LSA framework accordingly. As it turns out, under relatively mild assumptions,

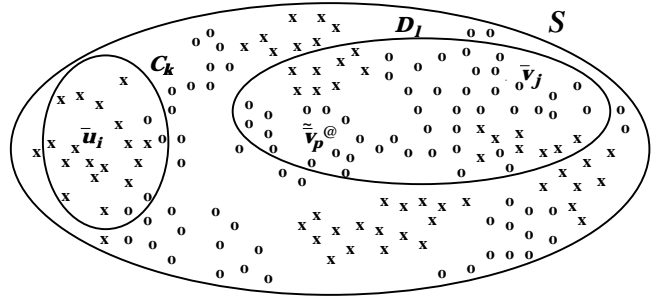


Fig. 5. Latent Semantic Vector Space \mathcal{S} ($R = 2$).

finding a representation for a new document in the space \mathcal{S} is straightforward.

Let us denote the new document by \tilde{d}_p , with $p > N$, where the tilde symbol reflects the fact that the document was not part of the training data. First, we construct a feature vector containing, for each word in the underlying vocabulary, the weighted counts (3) with $j = p$. This feature vector \tilde{d}_p , a column vector of dimension M , can be thought of as an additional column of the matrix W . Thus, provided the matrices U and S do not change, the SVD expansion (5) implies:

$$\tilde{d}_p = U S \tilde{v}_p^T, \quad (14)$$

where the R -dimensional vector \tilde{v}_p^T act as an additional column of the matrix V^T . This in turn leads to the definition:

$$\tilde{v}_p = \tilde{v}_p S = \tilde{d}_p^T U. \quad (15)$$

The vector \tilde{v}_p , indeed seen to be functionally similar to a document vector, corresponds to the representation of the new document in the space \mathcal{S} . This is illustrated in Fig. 5, which depicts the $R = 2$ rendition of \mathcal{S} , with x's and o's denoting the original words and documents, respectively, and the symbol “@” showing the location of the new document.

To convey the fact that it was not part of the SVD extraction, the new document \tilde{d}_p is referred to as a *pseudo-document*. Recall that the set of abstract concepts arising from the SVD mechanism is specified to minimally span \mathcal{V} and \mathcal{T} . As a result, if the new document contains language patterns which are inconsistent with those extracted from W , the SVD expansion (5) will no longer apply. Similarly, if the addition of \tilde{d}_p causes the major structural associations in W to shift in some substantial manner, the set of abstract concepts will become inadequate. Then U and S will no longer be valid, in which case it would be necessary to re-compute (5) to find a proper representation for \tilde{d}_p . If, on the other hand, the new document generally conforms to the rest of the corpus \mathcal{T} , then the *pseudo-document vector* \tilde{v}_p in (15) will be a reasonable representation for \tilde{d}_p .

Once the representation (15) is obtained, the “closeness” between the new document \tilde{d}_p and any document cluster D_ℓ can then be expressed as $\mathcal{D}(\tilde{d}_p, D_\ell)$, calculated from (13) in the previous section.

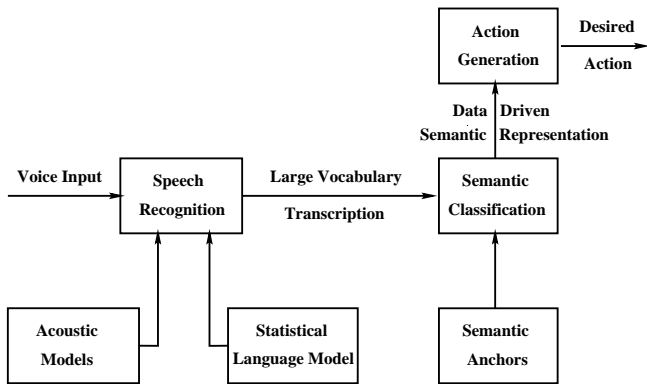


Fig. 6. Semantic Inference for Command and Control.

B. Semantic Inference

This can be readily exploited in command-and-control tasks, such as desktop command-and-control [4] or automated call routing [18]. Suppose that each document cluster D_ℓ can be uniquely associated with a particular action in the task. Then the centroid of each cluster can be viewed as the semantic representation of this action in the LSA space. Said another way, each centroid becomes a *semantic anchor* for the corresponding action. A particularity of these semantic anchors is that they are automatically derived from the evidence presented during training, without regard to the particular syntax used to express the semantic link between various word sequences and the corresponding action.

This opens up the possibility of mapping an unknown word sequence (treated as a new “document”) onto an action by computing the distance (11) between that “document” and each semantic anchor, and picking the minimum. In principle, this approach, which we refer to as *semantic inference* [4], allows for any word constructs in the formulation of the command/query. It is therefore best used in conjunction with a speech recognition system using a statistical language model. (A typical implementation framework is illustrated in Fig. 6.) In contrast with usual inference engines (cf. [26]), semantic inference thus defined does not rely on formal behavioral principles extracted from a knowledge base. Instead, the domain knowledge is automatically encapsulated in the LSA space in a data-driven fashion.

As a result, semantic inference replaces the traditional rule-based mapping between utterance and action by a data-driven classification, which can be thought of as a way to perform “bottom-up” natural language understanding [52]. This makes it possible to relax some of the typical command-and-control interaction constraints. For example, it obviates the need to specify rigid language constructs through a domain-specific (and thus typically hand-crafted) finite state grammar. This in turn allows the end user more flexibility in expressing the desired command/query, which tends to reduce the associated cognitive load and thereby enhance user satisfaction [18].

C. Caveats

Recall that LSA is an instance of the “bag-of-words” paradigm, which pays no attention to the order of words in the sentence. This is what makes it well-suited to capture semantic relationships between words. By the same token, however, it is inherently unable to capitalize on the local (syntactic, pragmatic) constraints present in the language. For tasks such as call routing, where the broad topic of a message is to be identified, this limitation is probably inconsequential. For general command and control tasks, however, it may be a great deal more severe.

Imagine two commands that differ only in the presence of the word “not” in a crucial place. The respective vector representations could conceivably be relatively close in the LSA space, but would obviously have vastly different intended consequences. Worse yet, some commands may differ only through word order. Consider, for instance, the two actual MacOS 9 commands:

$$\textit{change pop-up to window}, \quad (16)$$

and

$$\textit{change window to pop-up}. \quad (17)$$

These two commands are mapped onto the *exact same point* in LSA space, which makes them utterly impossible to disambiguate.

As it turns out, it is possible to handle such cases through an extension of the basic LSA framework using word agglomeration. The idea is to move from the characterization of co-occurrences between words and documents to the characterization of co-occurrences between word n -tuples and documents, where each word n -tuple is the agglomeration of n successive words, and each original document is now expressed in terms of all the word n -tuples it contains. Despite the resulting increase in computational complexity, this extension is practical in the context of semantic classification because of the relatively modest dimensions involved (as compared to large vocabulary recognition). Further details would be beyond the scope of this manuscript, but the reader is referred to [13] for a complete description.

V. N -GRAM+LSA LANGUAGE MODELING

Another major area of application of the LSA framework is in statistical language modeling, where it can readily serve as a paradigm for semantically-driven span extension. Because of the limitation just discussed, however, it is best applied in conjunction with the standard n -gram approach. This section describes how this can be done.

A. LSA Component

Let w_q denote the word about to be predicted, and H_{q-1} the admissible LSA history (context) for this particular word. At best this history can only be the current document so far, i.e., up to word w_{q-1} , which we denote by \tilde{d}_{q-1} . Thus, in general terms, the LSA language model probability is given by:

$$\Pr(w_q | H_{q-1}, \mathcal{S}) = \Pr(w_q | \tilde{d}_{q-1}), \quad (18)$$

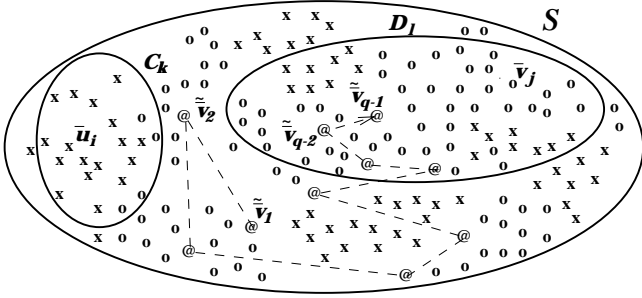


Fig. 7. Trajectory of Pseudo-Document Vector in S ($R = 2$).

where the conditioning on S reflects the fact that the probability depends on the particular vector space arising from the SVD representation. In this expression, $\Pr(w_q | \tilde{d}_{q-1})$ is computed directly from the representations of w_q and \tilde{d}_{q-1} in the space S , i.e., it is inferred from the “closeness” between the associated word vector and (pseudo-)document vector in S . We therefore have to specify both the appropriate pseudo-document representation and the relevant probability measure.

A.1 Pseudo-Document Representation

To come up with a pseudo-document representation, we leverage the results of Section IV.A, with some slight modifications due to the time-varying nature of the span considered. From (15), the context \tilde{d}_{q-1} has a representation in the space S given by:

$$\tilde{v}_{q-1} = \tilde{v}_{q-1} S = \tilde{d}_{q-1}^T U. \quad (19)$$

As mentioned before, this vector representation for \tilde{d}_{q-1} is adequate under some consistency conditions on the general patterns present in the domain considered. The difference with Section IV.A is that, as q increases, the content of the new document grows, and therefore the pseudo-document vector moves around accordingly in the LSA space. Assuming the new document is semantically homogeneous, eventually we can expect the resulting trajectory to settle down in the vicinity of the document cluster corresponding to the closest semantic content. This behavior is illustrated in Fig. 7, for the same $R = 2$ rendition as in Fig. 5.

Of course, here it is possible to take advantage of redundancies in time. Assume, without loss of generality, that word w_i is observed at time q . Then, \tilde{d}_{q-1} and \tilde{d}_q differ only in one coordinate, corresponding to the index i . Assume further that the training corpus \mathcal{T} is large enough, so that the normalized entropy ε_i ($1 \leq i \leq M$) does not change appreciably with the addition of each pseudo-document. This makes it possible, from (3), to express \tilde{d}_q as:

$$\tilde{d}_q = \frac{n_q - 1}{n_q} \tilde{d}_{q-1} + \frac{1 - \varepsilon_i}{n_q} [0 \dots 1 \dots 0]^T, \quad (20)$$

where the “1” in the above vector appears at coordinate i .

This in turn implies, from (19):

$$\tilde{v}_q = \tilde{v}_q S = \frac{1}{n_q} [(n_q - 1) \tilde{v}_{q-1} + (1 - \varepsilon_i) u_i]. \quad (21)$$

As a result, the pseudo-document vector associated with the large-span context can be efficiently updated directly in the LSA space.

A.2 LSA Probability

To see what “closeness” measure is the most natural to consider, we now follow a reasoning similar to that of Section III. Since the matrix W embodies structural associations between words and documents, the extent to which word w_i and document d_j co-occur in the training corpus can be inferred from the (i, j) cell of W . But since $W = USV^T$, the (i, j) cell of W can be obtained by taking the dot product between the i th row of the matrix $US^{1/2}$ and the j th row of the matrix $VS^{1/2}$, namely $u_i S^{1/2}$ and $v_j S^{1/2}$. In essence, this dot product reflects how “close” w_i is to d_j in the space S . We conclude that a natural metric to consider for the “closeness” between word w_q and pseudo-document \tilde{d}_{q-1} is the cosine of the angle between $u_q S^{1/2}$ and $\tilde{v}_{q-1} S^{1/2}$. Thus:

$$\begin{aligned} K(w_q, \tilde{d}_{q-1}) &= \cos(u_q S^{1/2}, \tilde{v}_{q-1} S^{1/2}) \\ &= \frac{u_q S \tilde{v}_{q-1}^T}{\|u_q S^{1/2}\| \|\tilde{v}_{q-1} S^{1/2}\|}, \end{aligned} \quad (22)$$

for any q indexing a word in the text data. A value of $K(w_q, \tilde{d}_{q-1}) = 1$ means that \tilde{d}_{q-1} is a strong semantic predictor of w_q , while a value of $K(w_q, \tilde{d}_{q-1}) < 1$ means that the history carries increasingly less information about the current word. Interestingly, (22) is functionally equivalent to (10) and (13), but involves scaling by $S^{1/2}$ instead of S . As before, the mapping (11) can be used to transform (22) into a real distance measure.

To enable the computation of $\Pr(w_q | \tilde{d}_{q-1})$, it remains to go from that distance measure to an actual probability measure. One solution, which is potentially optimal [17], is for the distance measure to induce a family of exponential distributions with pertinent marginality constraints. In practice, it may not be necessary to incur this degree of complexity. Considering that \tilde{d}_{q-1} is only a partial document anyway, exactly what kind of distribution is induced is probably less consequential than ensuring that the pseudo-document is properly scoped (cf. Section V.C below). Basically, all that is needed is a “reasonable” probability distribution to act as a proxy for the true (unknown) measure.

We therefore opt to use the empirical multivariate distribution constructed by allocating the total probability mass in proportion to the distances observed during training. In essence, this reduces the complexity to a simple histogram normalization, at the expense of introducing a potential “quantization-like” error. Of course, such error can be minimized through a variety of histogram smoothing techniques. Also note that the dynamic range of the

distribution typically needs to be controlled by a parameter that is optimized empirically, e.g., by an exponent on the distance term, as discussed in [24].

Intuitively, $\Pr(w_q|\tilde{d}_{q-1})$ reflects the “relevance” of word w_q to the admissible history, as observed through \tilde{d}_{q-1} . As such, it will be highest for words whose meaning aligns most closely with the semantic fabric of \tilde{d}_{q-1} (i.e., relevant “content” words), and lowest for words which do not convey any particular information about this fabric (e.g., “function” words like “the”). This behavior is exactly the opposite of that observed with the conventional n -gram formalism, which tends to assign higher probabilities to (frequent) function words than to (rarer) content words. Hence the attractive synergy potential between the two paradigms.

B. Integration with N -grams

Exploiting this potential requires integrating the two together. This kind of integration can occur in a number of ways, such as simple interpolation [24], [41], or within the maximum entropy framework [28], [48], [66]. Alternatively, under relatively mild assumptions, it is also possible to derive an integrated formulation directly from the expression for the overall language model probability. We start with the definition:

$$\Pr(w_q|H_{q-1}^{(n+l)}) = \Pr(w_q|H_{q-1}^{(n)}, H_{q-1}^{(l)}), \quad (23)$$

where H_{q-1} denotes, as before, some suitable admissible history for word w_q , and the superscripts (n) , (l) , and $(n+l)$ refer to the n -gram component ($w_{q-1}w_{q-2}\dots w_{q-n+1}$, with $n > 1$), the LSA component (\tilde{d}_{q-1}), and the integration thereof, respectively.³ This expression can be rewritten as:

$$\Pr(w_q|H_{q-1}^{(n+l)}) = \frac{\Pr(w_q, H_{q-1}^{(l)}|H_{q-1}^{(n)})}{\sum_{w_i \in \mathcal{V}} \Pr(w_i, H_{q-1}^{(l)}|H_{q-1}^{(n)})}, \quad (24)$$

where the summation in the denominator extends over all words in \mathcal{V} . Expanding and re-arranging, the numerator of (24) is seen to be:

$$\begin{aligned} \Pr(w_q, H_{q-1}^{(l)}|H_{q-1}^{(n)}) &= \\ \Pr(w_q|H_{q-1}^{(n)}) \cdot \Pr(H_{q-1}^{(l)}|w_q, H_{q-1}^{(n)}) &= \\ \Pr(w_q|w_{q-1}w_{q-2}\dots w_{q-n+1}) & \\ \cdot \Pr(\tilde{d}_{q-1}|w_q, w_{q-1}w_{q-2}\dots w_{q-n+1}). & \end{aligned} \quad (25)$$

Now we make the assumption that the probability of the document history given the current word is not affected by the immediate context preceding it. This reflects the fact that, for a given word, different syntactic constructs (immediate context) can be used to carry the same meaning (document history). This is obviously reasonable for content words. How much it matters for function words is less

clear [44], but we conjecture that if the document history is long enough, the semantic anchoring is sufficiently strong for the assumption to hold. As a result, the integrated probability becomes:

$$\begin{aligned} \Pr(w_q|H_{q-1}^{(n+l)}) &= \\ \frac{\Pr(w_q|w_{q-1}w_{q-2}\dots w_{q-n+1})\Pr(\tilde{d}_{q-1}|w_q)}{\sum_{w_i \in \mathcal{V}} \Pr(w_i|w_{q-1}w_{q-2}\dots w_{q-n+1})\Pr(\tilde{d}_{q-1}|w_i)} & \end{aligned} \quad (26)$$

If $\Pr(\tilde{d}_{q-1}|w_q)$ is viewed as a prior probability on the current document history, then (26) simply translates the classical Bayesian estimation of the n -gram (local) probability using a prior distribution obtained from (global) LSA. The end result, in effect, is a modified n -gram language model incorporating large-span semantic information.

The dependence of (26) on the LSA probability calculated earlier can be expressed explicitly by using Bayes' rule to get $\Pr(\tilde{d}_{q-1}|w_q)$ in terms of $\Pr(w_q|\tilde{d}_{q-1})$. Since the quantity $\Pr(\tilde{d}_{q-1})$ vanishes from both numerator and denominator, we are left with:

$$\begin{aligned} \Pr(w_q|H_{q-1}^{(n+l)}) &= \\ \frac{\Pr(w_q|w_{q-1}w_{q-2}\dots w_{q-n+1})\frac{\Pr(w_q|\tilde{d}_{q-1})}{\Pr(w_q)}}{\sum_{w_i \in \mathcal{V}} \Pr(w_i|w_{q-1}w_{q-2}\dots w_{q-n+1})\frac{\Pr(w_i|\tilde{d}_{q-1})}{\Pr(w_i)}}, & \end{aligned} \quad (27)$$

where $\Pr(w_q)$ is simply the standard unigram probability. Note that this expression is meaningful⁴ for any $n > 1$.

C. Context Scope Selection

In practice, expressions like (26)–(27) are often slightly modified so that a relative weight can be placed on each contribution (here, the n -gram and LSA probabilities). Usually, this is done via empirically determined weighting coefficients. In the present case, such weighting is motivated by the fact that in (26) the “prior” probability $\Pr(\tilde{d}_{q-1}|w_q)$ could change substantially as the current document unfolds. Thus, rather than using arbitrary weights, an alternative approach is to dynamically tailor the document history \tilde{d}_{q-1} so that the n -gram and LSA contributions remain empirically balanced.

This approach, referred to as context scope selection, is more closely aligned with the LSA framework, because of the underlying change in behavior between training and recognition. During training, the scope is fixed to be the current document. During recognition, however, the concept of “current document” is ill-defined, because (i) its length grows with each new word, and (ii) it is not necessarily clear at which point completion occurs. As a result, a decision has to be made regarding what to consider “current,” versus what to consider part of an earlier (presumably less relevant) document.

³Henceforth we make the assumption that $n > 1$. When $n = 1$, the n -gram history becomes null, and the integrated history therefore degenerates to the LSA history alone, basically reducing (23) to (18).

⁴Observe that with $n = 1$, the right hand side of (27) degenerates to the LSA probability alone, as expected.

A straightforward solution is to limit the size of the history considered, so as to avoid relying on old, possibly obsolete fragments to construct the current context. Alternatively, to avoid making a hard decision on the size of the caching window, it is possible to assume an exponential decay in the relevance of the context [9], [10]. In this solution, exponential forgetting is used to progressively discount older utterances. Assuming $0 < \lambda \leq 1$, this approach corresponds to modifying (21) as follows:

$$\tilde{v}_q = \frac{1}{n_q} [\lambda(n_q - 1) \tilde{v}_{q-1} + (1 - \varepsilon_i) u_i], \quad (28)$$

where the parameter λ is chosen according to the expected heterogeneity of the session.

D. (On-Line) Computational Effort

From the above, the cost incurred during recognition has three components: (i) the construction of the pseudo-document representation in \mathcal{S} , as generally done via (28); (ii) the computation of the LSA probability $\Pr(w_q|\tilde{d}_{q-1})$ in (18); and (iii) the integration proper, in (27).

The cost of (28) is seen to be $5R + 1$ flops per context instantiation, and with the proper implementation the cost of computing $\Pr(w_q|\tilde{d}_{q-1})$ can be shown to be $R(2R - 1)$ flops per word [10]. As for (27), the normalizing factor is needed when computing perplexity numbers, but can be ignored when deriving pseudo-likelihood scores.⁵ This yields a cost of just two additional multiplications for the integration of LSA into the n -gram formalism.

The total cost to compute the integrated n -gram+LSA language model probability in (27), per word and pseudo-document, is thus obtained as:

$$\mathcal{N}_{tot} = 2(R + 1)^2 + 1 = \mathcal{O}(R^2). \quad (29)$$

For typical values of R , this amounts to less than 0.05 Mflops. While this is definitely more expensive than the usual table look-up required in conventional n -gram language modeling, (29) arguably represents a relatively modest overhead. This allows hybrid n -gram+LSA language modeling to be taken advantage of in early stages of the search [10].

VI. SMOOTHING

Since the derivation of (27) does not depend on a particular form of the LSA probability, it is possible to take advantage of the additional layer(s) of knowledge uncovered earlier through word and/or document clustering. Basically, we can expect words/documents related to the current document to contribute with more synergy, and unrelated words/documents to be better discounted. In other words, clustering provides a convenient smoothing mechanism in the LSA space [6], [8], [10].

⁵Strictly speaking, this involves an approximation, since the denominator of (27) is not constant over the set of hypotheses being compared. In practice, we have not observed any performance degradation when making this approximation.

A. Word Smoothing

To illustrate, using the set of word clusters C_k , $1 \leq k \leq K$, produced earlier, we can expand (18) as follows:

$$\Pr(w_q|\tilde{d}_{q-1}) = \sum_{k=1}^K \Pr(w_q|C_k) \Pr(C_k|\tilde{d}_{q-1}), \quad (30)$$

which carries over to (27) in a straightforward manner. In (30), the probability $\Pr(C_k|\tilde{d}_{q-1})$ is qualitatively similar to (18) and can therefore be obtained with the help of (22), by simply replacing the representation of the word w_q by that of the centroid of word cluster C_k . In contrast, the probability $\Pr(w_q|C_k)$ depends on the “closeness” of w_q relative to this (word) centroid. To derive it, we therefore have to rely on the empirical multivariate distribution induced not by the distance obtained from (22), but by that obtained from the measure (10) mentioned in Section III.A. Note that a distinct distribution can be inferred on each of the clusters C_k , thus allowing us to compute all quantities $\Pr(w_i|C_k)$ for $1 \leq i \leq M$ and $1 \leq k \leq K$.

The behavior of the model (30) depends on the number of word clusters defined in the space \mathcal{S} . If there are as many classes as words in the vocabulary ($K = M$), then with the convention that $P(w_i|C_j) = \delta_{ij}$, (30) simply reduces to (18). No smoothing is introduced. Conversely, if all the words are in a single class ($K = 1$), the model becomes maximally smooth: the influence of specific semantic events disappears, leaving only a broad (and therefore weak) vocabulary effect to take into account. This may in turn degrade the predictive power of the model.

Generally speaking, as the number of word classes C_k increases, the contribution of $\Pr(w_q|C_k)$ tends to increase, because the clusters become more and more semantically meaningful. By the same token, however, the contribution of $\Pr(C_k|\tilde{d}_{q-1})$ for a given \tilde{d}_{q-1} tends to decrease, because the clusters eventually become too specific and fail to reflect the overall semantic fabric of \tilde{d}_{q-1} . Thus, there exists a cluster set size where the degree of smoothing is optimal for the task considered (which has indeed been verified experimentally, cf. [6]).

B. Document Smoothing

Exploiting document clusters instead of word clusters leads to a similar expansion:

$$\Pr(w_q|\tilde{d}_{q-1}) = \sum_{\ell=1}^L \Pr(w_q|D_\ell) \Pr(D_\ell|\tilde{d}_{q-1}), \quad (31)$$

where the clusters D_ℓ result from the document clustering of Section III. This time, it is the probability $\Pr(w_q|D_\ell)$ which is qualitatively similar to (18), and can therefore be obtained with the help of (22). As for the probability $\Pr(D_\ell|\tilde{d}_{q-1})$, it depends on the “closeness” of \tilde{d}_{q-1} relative to the centroid of document cluster D_ℓ . Thus, it can be obtained through the empirical multivariate distribution induced by the distance derived from (13) in Section III.C.

Again, the behavior of the model (31) depends on the number of document clusters defined in the space \mathcal{S} . Compared to (30), however, (31) is more difficult to interpret

in the limits (i.e., $L = 1$ and $L = N$). If $L = N$, for example, (31) does not reduce to (18), because \tilde{d}_{q-1} has not been seen in the training data, and therefore cannot be identified with any of the existing clusters. Similarly, the fact that all the documents are in a single cluster ($L = 1$) does not imply the degree of degenerescence observed previously, because the cluster itself is strongly indicative of the general discourse domain (which was not generally true of the “vocabulary cluster” above). Hence, depending on the size and structure of the corpus, the model may still be adequate to capture general discourse effects.

To see that, we apply $L = 1$ in (31), whereby the expression (27) becomes:

$$\Pr(w_q | H_{q-1}^{(n+l)}) = \frac{\Pr(w_q | w_{q-1} w_{q-2} \dots w_{q-n+1}) \frac{\Pr(w_q | D_1)}{\Pr(w_q)}}{\sum_{w_i \in \mathcal{V}} \Pr(w_i | w_{q-1} w_{q-2} \dots w_{q-n+1}) \frac{\Pr(w_i | D_1)}{\Pr(w_i)}}, \quad (32)$$

since the quantity $\Pr(D_1 | \tilde{d}_{q-1})$ vanishes from both numerator and denominator. In this expression D_1 refers to the single document cluster encompassing all documents in the LSA space. In case the corpus is fairly homogeneous, D_1 will be a more reliable representation of the underlying fabric of the domain than \tilde{d}_{q-1} , and therefore act as a robust proxy for the context observed. Interestingly, (32) amounts to estimating a “correction” factor for each word, which depends only on the overall topic of the collection. This is clearly similar to what is done in the cache approach to language model adaptation (see, for example, [23], [47]), except that, in the present case, all words are treated as though they were already in the cache.

More generally, as the number of document classes D_ℓ increases, the contribution of $\Pr(w_q | D_\ell)$ tends to increase, to the extent that a more homogeneous topic boosts the effects of any related content words. On the other hand, the contribution of $\Pr(D_\ell | \tilde{d}_{q-1})$ tends to decrease, because the clusters represent more and more specific topics, which increases the chance that the pseudo-document \tilde{d}_{q-1} becomes an outlier. Thus, again there exists a cluster set size where the degree of smoothing is optimal for the task considered (cf. [6]).

C. Joint Smoothing

Finally, an expression analogous to (30) and (31) can also be derived to take advantage of both word and document clusters. This leads to a mixture probability specified by:

$$\Pr(w_q | \tilde{d}_{q-1}) = \sum_{k=1}^K \sum_{\ell=1}^L \Pr(w_q | C_k, D_\ell) \Pr(C_k, D_\ell | \tilde{d}_{q-1}), \quad (33)$$

which, for tractability, can be approximated as:

$$\Pr(w_q | \tilde{d}_{q-1}) = \sum_{k=1}^K \sum_{\ell=1}^L \Pr(w_q | C_k) \Pr(C_k | D_\ell) \Pr(D_\ell | \tilde{d}_{q-1}). \quad (34)$$

In this expression, the clusters C_k and D_ℓ are as previously, as are the quantities $\Pr(w_q | C_k)$ and $\Pr(D_\ell | \tilde{d}_{q-1})$. As for the probability $\Pr(C_k | D_\ell)$, it is qualitatively similar to (18), and can therefore be obtained accordingly.

To summarize, any of the expressions (18), (30), (31), or (34) can be used to compute (27), resulting in four families of hybrid n -gram+LSA language models. Associated with these different families are various trade-offs to become apparent in the next section.

VII. EXPERIMENTS

We now illustrate the behavior of hybrid n -gram+LSA modeling on a large vocabulary recognition task. The general domain considered was business news, as reflected in the WSJ portion of the NAB corpus. This was convenient for comparison purposes since conventional n -gram language models are readily available, trained on exactly the same data [46].

A. Experimental Conditions

We conducted two series of experiments, designed to measure perplexity reduction and word error rate reduction, respectively. In both cases the text corpus \mathcal{T} used to train the LSA component of the model was composed of about $N = 87,000$ documents spanning the years 1987 to 1989, comprising approximately 42 million words. The vocabulary \mathcal{V} was constructed by taking the 20,000 most frequent words of the NAB corpus, augmented by some words from an earlier release of the WSJ corpus, for a total of $M = 23,000$ words.

We performed the singular value decomposition of the matrix of co-occurrences between words and documents using the single vector Lanczos method [14]. Over the course of this decomposition, we experimented with different numbers of singular values retained, and found that $R = 125$ seemed to achieve an adequate balance between reconstruction error—minimizing s_{R+1} in (6)—and noise suppression—minimizing the ratio between order- R and order- $(R+1)$ traces $\sum_i s_i$. This led to a vector space \mathcal{S} of dimension 125.

We then used this LSA space to construct the (unsmoothed) LSA model (18), following the procedure described in Section V. We also constructed the various clustered LSA models presented in Section VI, to implement smoothing based on word clusters—word smoothing (30), document clusters—document smoothing (31), and both—joint smoothing (34). We experimented with different values for the number of word and/or document clusters (cf. [6]), and ended up using $K = 100$ word clusters and $L = 1$ document cluster. Finally, using (27), we combined each of these models with either the standard WSJ0 bigram or the standard WSJ0 trigram. The resulting hybrid n -gram+LSA language models, dubbed bi-LSA and tri-LSA models, respectively, were then used in lieu of the standard WSJ0 bigram and trigram models in the two series of experiments mentioned above.

In the first series, we measured perplexity using a test set of about 2 million words from 1992 and 1994, set aside

TABLE I
PERPLEXITY RESULTS USING HYBRID BI-LSA AND TRI-LSA
LANGUAGE MODELING.

Perplexity <Perplexity Reduction>	Bigram $n = 2$	Trigram $n = 3$
n -Gram Alone with No LSA Component	215 -	142 -
n -Gram+LSA with No Smoothing	147 <32 %>	115 <19 %>
n -Gram+LSA with Document Smoothing	116 <46 %>	103 <28 %>
n -Gram+LSA with Word Smoothing	106 <51 %>	98 <31 %>
n -Gram+LSA with Joint Smoothing	102 <53 %>	95 <33 %>

for this purpose from the WSJ corpus. On this test set the perplexity obtained with the standard WSJ0 bigram and trigram were 215 and 142, respectively.⁶

In the second series, we performed speaker-independent, continuous speech recognition of a 1992 test corpus of 496 sentences uttered by 12 native speakers of English. (The acoustic training corpus consisted of 7,200 sentences of data uttered by 84 speakers, known as WSJ0 SI-84.) On this test data, our baseline recognition system (described in detail in [10]) produced reference error rates of 16.7% and 11.8% across the 12 speakers considered, using the standard bigram and trigram language models, respectively.

B. Perplexity

A summary of the results is provided in Table I, in terms of both absolute perplexity numbers and perplexity reduction observed (in angle brackets). Without smoothing, the bi-LSA language model leads to a 32% reduction in perplexity compared to the standard bigram, which brings it to the same level of performance as the standard trigram. The corresponding tri-LSA language model leads to a somewhat smaller relative improvement compared to the standard trigram; however, the reduction in perplexity still reaches almost 20%. With smoothing, the improvement brought about by the LSA component is even more marked: the best smoothed bi-LSA perplexity values (102–106) are about 50% better than that obtained using the standard bigram, while the best smoothed tri-LSA perplexity values (95–98) are about 30% better than that obtained using the standard trigram.

The qualitative behavior of the two n -gram+LSA language models appears to be quite similar. Quantitatively, the average reduction achieved by tri-LSA is about 30% less than that achieved by bi-LSA. This is most likely related to the greater predictive power of the trigram compared to the bigram, which makes the LSA contribution of the hybrid language model comparatively smaller. This is consistent

⁶We conjecture that these relatively high values are largely due to the difference in time period between training and recognition.

TABLE II
WORD ERROR RATE (WER) RESULTS USING HYBRID BI-LSA AND
TRI-LSA LANGUAGE MODELING.

Word Error Rate <WER Reduction>	Bigram $n = 2$	Trigram $n = 3$
n -Gram Alone with No LSA Component	16.7 % -	11.8 % -
n -Gram+LSA with No Smoothing	14.4 % <14 %>	10.7 % <9 %>
n -Gram+LSA with Document Smoothing	13.4 % <20 %>	10.4 % <12 %>
n -Gram+LSA with Word Smoothing	12.9 % <23 %>	9.9 % <16 %>
n -Gram+LSA with Joint Smoothing	13.0 % <22 %>	9.9 % <16 %>

with the fact that the latent semantic information delivered by the LSA component would (eventually) be subsumed by an n -gram with a large enough n .

C. Word Error Rate

Table II summarizes the performance achieved on the recognition experiments, in a format similar to that of Table I. Note that the two tables are not strictly comparable, since the test sets were different,⁷ but they certainly reflect the same general behavior. Overall we observe a reduction in average word error rate ranging from 14% to 23% in the bi-LSA case, and from 9% to 16% in the tri-LSA case.

As usual, the reduction in average error rate is less than the corresponding reduction in perplexity, due to the influence of the acoustic component in actual recognition, and the resulting “ripple effect” of each recognition error. In the case of n -gram+LSA language modeling, this effect can be expected to be slightly more pronounced than in the standard n -gram case. This is because recognition errors are potentially able to affect the LSA context well into the future, through the estimation of a flawed representation of the pseudo-document in the LSA space. This lingering behavior, which can obviously reduce the effectiveness of the LSA component, is a direct by-product of large-span modeling. Clearly, the more accurate the recognition system, the less problematic this unsupervised context construction becomes.

In terms of CPU performance, we observed an increase in decoding time of about 30% when using the bi-LSA language model, as compared to the decoding time obtained when using the conventional bigram. This, of course, can be traced to the overhead calculated in (29). For our recognition system, this translates into a CPU load roughly comparable to that of a conventional trigram. A similar increase was also observed with the tri-LSA language model,

⁷On the test set of Table II, for example, the perplexity reduction observed in the case of the baseline bi-LSA model (with no smoothing) was only 25%, as opposed to 32% in the case of Table I.

TABLE III

INFLUENCE OF CONTEXT SCOPE SELECTION ON WORD ERROR RATE.

Word Error Rate <WER Reduction>	Bi-LSA with Word Smoothing
$\lambda = 1.0$	14.5 % <13 %>
$\lambda = 0.99$	13.6 % <18 %>
$\lambda = 0.98$	13.2 % <21 %>
$\lambda = 0.975$	12.9 % <23 %>
$\lambda = 0.97$	13.0 % <22 %>
$\lambda = 0.96$	13.1 % <22 %>
$\lambda = 0.95$	13.5 % <19 %>

as compared to the conventional trigram.

Regarding the comparison between bi-LSA and tri-LSA, comments similar to those made regarding Table I apply here as well. Again, average reduction achieved by tri-LSA is about 30% less than that achieved by bi-LSA. Note that this reduction is far from constant across individual sessions, reflecting the varying role played by global semantic constraints from one set of spoken utterances to another.

D. Context Scope Selection

It is important to emphasize that the recognition task chosen above represents a severe test of the LSA component of the hybrid language model. By design, the test corpus is constructed with no more than 3 or 4 consecutive sentences extracted from a single article. Overall, it comprises 140 distinct document fragments, which means that each speaker speaks, on the average, about 12 different “mini-documents.” As a result, the context effectively changes every 60 words or so, which makes it somewhat challenging to build a very accurate pseudo-document representation. This is a situation where it is critical for the LSA component to appropriately forget the context as it unfolds, to avoid relying on an obsolete representation. To obtain the results of Table II, we used the exponential forgetting setup of (28) with a value $\lambda = 0.975$.⁸

In order to assess the influence of this selection, we also performed recognition with different values of the parameter λ ranging from $\lambda = 1$ to $\lambda = 0.95$, in decrements of 0.01. Recall from Section V that the value $\lambda = 1$ corresponds to an unbounded context (as would be appropriate for a very homogeneous session), while decreasing values of λ correspond to increasingly more restrictive contexts (as required for a more heterogeneous session). Said another way, the gap between λ and 1 tracks the expected heterogeneity of the current session.

Table III presents the corresponding recognition results, in the case of the best bi-LSA framework (i.e., with word smoothing). It can be seen that, with no forgetting, the overall performance is substantially less than the comparable one observed in Table II (13% compared to 23% reduction in word error rate). This is consistent with the charac-

⁸To fix ideas, this means that the word which occurred 60 words ago is discounted through a weight of about 0.2.

TABLE IV

MODEL SENSITIVITY TO LSA TRAINING DATA.

Post-Retraining Word Error Rate <WER Reduction>	Bi-LSA with No Smoothing	Bi-LSA with Word Smoothing
\mathcal{T}_1 : AP Data ($N_1 = 84,000$)	16.3 % <2 %>	
\mathcal{T}_2 : AP Data ($N_2 = 155,000$)	16.1 % <3 %>	
\mathcal{T}_3 : AP Data ($N_3 = 224,000$)	16.0 % <4 %>	
\mathcal{T}_4 : WSJ Data (Target Docs)	13.8 % <17 %>	11.1 % <34 %>

teristics of the task, and underscores the role of discounting as a suitable counterbalance to frequent context changes. Performance rapidly improves as λ decreases from $\lambda = 1$ to $\lambda = 0.97$, presumably because the pseudo-document representation gets less and less contaminated with obsolete data. If forgetting becomes too aggressive, however, the performance starts degrading, as the effective context no longer has an equivalent length which is sufficient for the task at hand. Here, this happens for $\lambda < 0.97$.

VIII. INHERENT TRADE-OFFS

In the previous section, the LSA component of the hybrid language model was trained on exactly the same data as its n -gram component. This is not a requirement, however, which raises the question of how critical the selection of the LSA training data is to the performance of the recognizer. This is particularly interesting since LSA is known to be weaker on heterogeneous corpora (see, for example, [36]).

A. Cross-Domain Training

To ascertain the matter, we went back to calculating the LSA component using the original, unsmoothed model (18). We kept the same underlying vocabulary \mathcal{V} , left the bigram component unchanged, and repeated the LSA training on non-WSJ data from the same general period. Three corpora of increasing size were considered, all corresponding to Associated Press (AP) data: (i) \mathcal{T}_1 , composed of $N_1 = 84,000$ documents from 1989, comprising approximately 44 million words; (ii) \mathcal{T}_2 , composed of $N_2 = 155,000$ documents from 1988 and 1989, comprising approximately 80 million words; and (iii) \mathcal{T}_3 , composed of $N_3 = 224,000$ documents from 1988-1990, comprising approximately 117 million words. In each case we proceeded with the LSA training as described in Section II. The resulting word error rate reductions are reported in (the top rows of) Table IV.

Two things are immediately apparent. First, the performance improvement in all cases is much smaller than previously observed (recall the corresponding reduction of 14% in Table I). Larger training set sizes notwithstanding, on the average the hybrid model trained on AP data is about 4 times less effective than that trained on WSJ data. This

suggests a relatively high sensitivity of the LSA component to the domain considered. To put this observation into perspective, recall that: (i) by definition, content words are what characterize a domain; and (ii) LSA inherently relies on content words, since, in contrast with n -grams, it cannot take advantage of the structural aspects of the sentence. It therefore makes sense to expect a higher sensitivity for the LSA component than for the usual n -gram.

Second, the overall performance does not improve appreciably with more training data, a fact already observed in [6] using a perplexity measure. This supports the conjecture that, no matter the amount of data involved, LSA still detects a substantial mismatch between AP and WSJ data from the same general period. This in turn suggests that the LSA component is sensitive not just to the general training domain, but also to the particular style of composition, as might be reflected, for example, in the choice of content words and/or word co-occurrences. On the positive side, this bodes well for rapid adaptation to cross-domain data, provided a suitable adaptation framework can be derived.

B. Within-Domain Targeted Training

Knowing the results obtained using out-of-domain training data, it is tempting to go the other way and investigate the performance that can be achieved using perfectly within-domain training data. In addition, this might be useful to establish an upper bound on hybrid n -gram+LSA performance. So, we opted to re-train the LSA parameters on just the test set, which we refer to as targeted training. We therefore defined a (much smaller) corpus \mathcal{T}_4 , composed only of the $N_4 = 140$ test documents. This corpus comprised approximately 8500 words, which effectively reduced the vocabulary \mathcal{V} to about 2500 words. We then repeated the above experiments, i.e., using the bi-LSA model with no smoothing, and again with the bigram component left unchanged. The result is presented on the last row of Table IV, labelled “Target Docs.”

A couple of points can be made. First, there is a limit to the performance that can be gained by applying LSA constraints. With the baseline model (18), this limit is seen to be around 17%. However, this improvement may not be indicative of the best possible achievable with the hybrid language model, due again to the atypical document fragmentation existing in the test data. Second, this overall performance improvement is only about 25% better than that observed in Table I (14%). This may, in part, be due to the importance of composition style mentioned earlier. Indeed, targeted data may not offer much value-add if we presume that “style” can be appropriately captured using general data *from the same source* in the same domain. This in turn suggests that within-domain adaptation may not generally be compelling.

Finally, to gauge the effect of clustering with such a narrow training set, we repeated the experiments once more with the word-clustered model (30), using the same clustering set up as before. We postulated that most clusters would be sharply defined, given the relatively small amount

of training data. The result is again presented on the last row of Table IV, this time in the right-most column (“Bi-LSA with Word Smoothing”). The overall performance improvement (34%) is seen to be almost 50% better than the comparable one observed in Table II (23%). We believe, however, that this is partly a consequence of the artificially limited task at hand. In a way, it simply translates the power of clustering when clear-cut regions of the LSA space can be isolated.

C. Discussion

Such results show that the hybrid n -gram+LSA approach is a promising avenue for incorporating large-span semantic information into n -gram modeling. Clearly, one has to be cognizant of some of the limitations of the method, as evidenced by the sensitivity to LSA training data demonstrated above. The sensitivity to the style of composition, in particular, underscores the relatively narrow semantic specificity of the LSA paradigm, in the sense that the space \mathcal{S} does not appear to reflect any of the pragmatic characteristics of the task considered. Perhaps what is required is to explicitly include an “authorship style” component into the LSA framework. In [55], for example, it has been suggested to define an $M \times M$ stochastic matrix (a matrix with non-negative entries and row sums equal to 1) to account for the way style modifies the frequency of words. This solution, however, makes the assumption—not always valid—that this influence is independent of the underlying subject matter.

In any event, this limitation can be mitigated through careful attention to the expected domain of use. Perhaps more importantly, we pointed out earlier that LSA is inherently more adept at handling content words than function words. But, as is well-known, a substantial proportion of speech recognition errors come from function words, because of their tendency to be shorter, not well articulated, and acoustically confusable. In general, the LSA component will not be able to help fix these problems. Thus, even within a well-specified domain, the benefits of the hybrid approach will not extend to all potential ASR errors.

The latter limitation suggests that syntactically-driven span extension approaches may be necessary to complement such semantically-driven modeling. On that subject, note from Section V that the integrated history (23) could easily be modified to reflect a headword-based n -gram as opposed to a conventional n -gram history, without invalidating the derivation of (27). Thus, there is no theoretical barrier to the integration of latent semantic information with structured language models such as described in [20] and [42]. Similarly, there is no reason why the LSA paradigm could not be used in conjunction with the integrative approaches of the kind proposed in [62] and [66], or even within the cache adaptive framework [23], [47].

Eventually, such a combination of approaches will probably be successful in handling most of the syntactic and semantic long-term dependencies present in the language. Still, a major difficulty is likely to remain the capture of the elusive long-term pragmatic aspects of discourse. It is

worthwhile to note that n -gram modeling encapsulates *local* pragmatics surprisingly well, as is readily apparent from reading trigram-generated sentences (cf. [62]). Thus, developing a complementary, pragmatically-driven span extension strategy is perhaps the inevitable next step in statistical language modeling.

IX. CONCLUSION

Statistical n -grams are inherently limited to capturing linguistic phenomena spanning at most n words. This paper has focused on a semantically-driven span extension approach based on the LSA paradigm, in which hidden semantic redundancies are tracked across (semantically homogeneous) documents. This results in a vector representation of each word and document in a space of relatively modest dimension, which in turn makes it possible to specify suitable metrics for word-document, word-word, and document-document comparisons. In addition, well-known clustering algorithms can be applied efficiently, which allows the characterization of parallel layers of semantic knowledge in the space, with variable granularity.

Because this vector representation reflects the major semantic associations in the corpus, as determined by the overall pattern of the language, the resulting language models complement conventional n -grams very well. Harnessing this synergy is a matter of deriving an integrative formulation to combine the two paradigms. By taking advantage of the various kinds of smoothing available, several families of hybrid n -gram+LSA models can be obtained. The resulting language models were shown to substantially outperform the associated standard n -grams on a subset of the NAB News corpus.

Such results notwithstanding, one has to be cognizant of the limitations of the approach. For example, hybrid n -gram+LSA modeling shows some sensitivity to both the training domain and the style of composition. While cross-domain adaptation may ultimately alleviate this problem, an appropriate LSA adaptation framework will have to be derived for this purpose. More generally, the apparent inability of semantically-driven span extension to improve function word recognition underscores the need for a more encompassing strategy involving syntactically motivated approaches as well.

Looking into the future, the most probable scenario for success is one where large-span syntactic knowledge, global semantic analysis, and pragmatic task information each play a role in making the prediction of the current word given the observed context more accurate and more robust. The challenge, of course, will be first in integrating these various knowledge sources into an efficient language model component, and second in integrating this language model with the acoustic component of the speech recognition system, all within the resource constraints of the application.

ACKNOWLEDGMENTS

The author would like to thank the many people with whom he has had stimulating discussions on latent semantic modeling over the years, including N.B. Coccaro, from

the University of Colorado at Boulder, S. Khudanpur, from Johns Hopkins University, C.-H. Lee, from Bell Laboratories, S. Renals, from the University of Sheffield, P. Vozila, from Lernout & Hauspie, and P.C. Woodland, from Cambridge University. He is also indebted to the anonymous reviewers for their constructive feedback and helpful suggestions.

REFERENCES

- [1] L.R. Bahl, F. Jelinek, and R.L. Mercer, "A Maximum Likelihood Approach to Continuous Speech Recognition," *IEEE Trans. Pattern Anal. Mach. Intel.*, Vol. PAMI-5, No. 2, pp. 179-190, March 1983.
- [2] J.R. Bellegarda, "Context-Dependent Vector Clustering for Speech Recognition," Chapter 6 in *Automatic Speech and Speaker Recognition: Advanced Topics*, C.-H. Lee, F.K. Soong, and K.K. Paliwal, Eds., New York: Kluwer Academic Publishers, pp. 133-157, March 1996.
- [3] J.R. Bellegarda, "A Latent Semantic Analysis Framework for Large-Span Language Modeling," in *Proc. Fifth Euro. Conf. Speech Comm. Technol.*, Rhodes, Greece, Vol. 3, pp. 1451-1454, September 1997.
- [4] J.R. Bellegarda, "Data-Driven Semantic Inference for Command and Control by Voice," *User Experience Group Technical Report*, Apple Computer, Cupertino, California, April 1998.
- [5] J.R. Bellegarda, "Exploiting Both Local and Global Constraints for Multi-Span Statistical Language Modeling," in *Proc. 1998 Int. Conf. Acoust., Speech, Sig. Proc.*, Seattle, WA, Vol. 2, pp. 677-680, May 1998.
- [6] J.R. Bellegarda, "A Multi-Span Language Modeling Framework for Large Vocabulary Speech Recognition," *IEEE Trans. Speech Audio Proc.*, Vol. 6, No. 5, pp. 456-467, September 1998.
- [7] J.R. Bellegarda, "Multi-Span Statistical Language Modeling for Large Vocabulary Speech Recognition," in *Proc. Int. Conf. Spoken Language Proc.*, Sydney, Australia, pp. 2395-2399, December 1998.
- [8] J.R. Bellegarda, "Speech Recognition Experiments Using Multi-Span Statistical Language Modeling," in *Proc. 1999 Int. Conf. Acoust., Speech, Signal Proc.*, Phoenix, AZ, Vol. II, pp. 717-720, March 1999.
- [9] J.R. Bellegarda, "Context Scope Selection in Multi-Span Statistical Language Modeling," in *Proc. Sixth Euro. Conf. Conf. Speech Comm. Technol.*, Budapest, Hungary, Vol. 5, pp. 2163-2166, September 1999.
- [10] J.R. Bellegarda, "Large Vocabulary Speech Recognition With Multi-Span Statistical Language Models," *IEEE Trans. Speech Audio Proc.*, Vol. 8, No. 1, pp. 76-84, January 2000.
- [11] J.R. Bellegarda, "Robustness in Statistical Language Modeling: Review and Perspectives," in *Robustness in Speech and Language Processing*, G.J.M. van Noord and J.C. Junqua, Eds., Dordrecht, The Netherlands: Kluwer Academic Publishers, in press.
- [12] J.R. Bellegarda, J.W. Butzberger, Y.L. Chow, N.B. Coccaro, and D. Naik, "A Novel Word Clustering Algorithm Based on Latent Semantic Analysis," in *Proc. 1996 Int. Conf. Acoust., Speech, Sig. Proc.*, Atlanta, GA, pp. I172-I175, May 1996.
- [13] J.R. Bellegarda and K.E.A. Silverman, "Toward Unconstrained Command and Control: Data-Driven Semantic Inference," in *Proc. Int. Conf. Spoken Language Proc.*, Beijing, China, October 2000.
- [14] M.W. Berry, "Large-Scale Sparse Singular Value Computations," *Int. J. Supercomp. Appl.*, Vol. 6, No. 1, pp. 13-49, 1992.
- [15] M.W. Berry, S.T. Dumais, and G.W. O'Brien, "Using Linear Algebra for Intelligent Information Retrieval," *SIAM Review*, Vol. 37, No. 4, pp. 573-595, 1995.
- [16] M. Berry and A. Sameh, "An Overview of Parallel Algorithms for the Singular Value and Dense Symmetric Eigenvalue Problems," *J. Computational Applied Math.*, Vol. 27, pp. 191-213, 1989.
- [17] W. Byrne, personal communication, November 1997.
- [18] B. Carpenter and J. Chu-Carroll, "Natural Language Call Routing: A Robust, Self-Organized Approach," in *Proc. Int. Conf. Spoken Language Proc.*, Sydney, Australia, pp. 2059-2062, December 1998.
- [19] C. Chelba, D. Engle, F. Jelinek, V. Jimenez, S. Khudanpur, L. Mangu, H. Printz, E.S. Ristad, R. Rosenfeld, A. Stolcke and

- D. Wu, "Structure and Performance of a Dependency Language Model," in *Proc. Fifth Euro. Conf. Speech Comm. Technol.*, Rhodes, Greece, Vol. 5, pp. 2775–2778, September 1997.
- [20] C. Chelba and F. Jelinek, "Recognition Performance of a Structured Language Model," in *Proc. Sixth Euro. Conf. Speech Comm. Technol.*, Budapest, Hungary, Vol. 4, pp. 1567–1570, September 1999.
- [21] S. Chen, *Building Probabilistic Models for Natural Language*, Ph.D. Thesis, Harvard University, Cambridge, MA, 1996.
- [22] J. Chu-Carroll and B. Carpenter, "Dialog Management in Vector-Based Call Routing," in *Proc. Conf. Assoc. Comput. Linguistics ACL/COLING*, Montreal, Canada, pp. 256–262, 1998.
- [23] P.R. Clarkson and A.J. Robinson, "Language Model Adaptation Using Mixtures and an Exponentially Decaying Cache," in *Proc. 1997 Int. Conf. Acoust., Speech, Signal Proc.*, Munich, Germany, Vol. 1, pp. 799–802, May 1997.
- [24] N. Coccaro and D. Jurafsky, "Towards Better Integration of Semantic Predictors in Statistical Language Modeling," in *Proc. Int. Conf. Spoken Language Proc.*, Sydney, Australia, pp. 2403–2406, December 1998.
- [25] J.K. Cullum and R.A. Willoughby, *Lanczos Algorithms for Large Symmetric Eigenvalue Computations – Vol. 1 Theory*, Chapter 5: Real Rectangular Matrices, Boston: Brickhauser, 1985.
- [26] R. De Mori, "Recognizing and Using Knowledge Structures in Dialog Systems," in *Proc. Aut. Speech Recog. Understanding Workshop*, Keystone, CO, pp. 297–306, December 1999.
- [27] S. Deerwester, S.T. Dumais, G.W. Furnas, T.K. Landauer, and R. Harshman, "Indexing by Latent Semantic Analysis," *J. Am. Soc. Inform. Science*, Vol. 41, pp. 391–407, 1990.
- [28] S. Della Pietra, V. Della Pietra, R. Mercer, and S. Roukos, "Adaptive Language Model Estimation Using Minimum Discrimination Estimation," in *Proc. 1992 Int. Conf. Acoust., Speech, Signal Processing*, San Francisco, CA, Vol. I, pp. 633–636, April 1992.
- [29] S.T. Dumais, "Improving the Retrieval of Information from External Sources," *Behavior Res. Methods, Instrum., Computers*, Vol. 23, No. 2, pp. 229–236, 1991.
- [30] S.T. Dumais, "Latent Semantic Indexing (LSI) and TREC-2," in *Proc. Second Text REtrieval Conference (TREC-2)*, D. Harman, Ed., NIST Pub. 500–215, pp. 105–116, 1994.
- [31] M. Federico and R. De Mori, "Language Modeling," Chapter 7 in *Spoken Dialogues with Computers*, R. De Mori, Ed., London: Academic Press, pp. 199–230, 1998.
- [32] P.W. Foltz and S.T. Dumais, "Personalized Information Delivery: An Analysis of Information Filtering Methods," *Commun. ACM*, Vol. 35, No. 12, pp. 51–60, 1992.
- [33] P.N. Garner, "On Topic Identification and Dialogue Move Recognition," *Computer Speech and Language*, Vol. 11, No. 4, pp. 275–306, 1997.
- [34] D. Gildea and T. Hofmann, "Topic-Based Language Modeling Using EM," in *Proc. Sixth Euro. Conf. Speech Comm. Technol.*, Budapest, Hungary, Vol. 5, pp. 2167–2170, September 1999.
- [35] G. Golub and C. Van Loan, *Matrix Computations*, Johns Hopkins, Baltimore, MD, Second Ed., 1989.
- [36] Y. Gotoh and S. Renals, "Document Space Models Using Latent Semantic Analysis," in *Proc. Fifth Euro. Conf. Speech Comm. Technol.*, Rhodes, Greece, Vol. 3, pp. 1443–1448, September 1997.
- [37] T. Hofmann, "Probabilistic Latent Semantic Analysis," in *Proc. Fifteenth Conf. Uncertainty in AI*, Stockholm, Sweden, July 1999.
- [38] T. Hofmann, "Probabilistic Topic Maps: Navigating Through Large Text Collections," in *Lecture Notes Comp. Science.*, No. 1642, pp. 161–172, Heidelberg: Springer-Verlag, July 1999.
- [39] R. Iyer and M. Ostendorf, "Modeling Long Distance Dependencies in Language: Topic Mixtures Versus Dynamic Cache Models," *IEEE Trans. Speech Audio Proc.*, Vol. 7, No. 1, January 1999.
- [40] F. Jelinek, "The Development of an Experimental Discrete Dictation Recognizer," *Proc. IEEE*, Vol. 73, No. 11, pp. 1616–1624, November 1985.
- [41] F. Jelinek, "Self-Organized Language Modeling for Speech Recognition," in *Readings in Speech Recognition*, A. Waibel and K.F. Lee, Eds., Morgan Kaufmann Publishers, pp. 450–506, 1990.
- [42] F. Jelinek and C. Chelba, "Putting Language into Language Modeling," in *Proc. Sixth Euro. Conf. Speech Comm. Technol.*, Budapest, Hungary, Vol. 1, pp. KN1–KN5, September 1999.
- [43] D. Jurafsky, C. Wooters, J. Segal, A. Stolcke, E. Fosler, G. Tajchman, and N. Morgan, "Using a Stochastic Context-Free Grammar as a Language Model for Speech Recognition," in *Proc. 1995 Int. Conf. Acoust., Speech, Signal Proc.*, Detroit, MI, Vol. I, pp. 189–192, May 1995.
- [44] S. Khudanpur, "Putting Language Back into Language Modeling," presented at *Workshop-2000 Spoken Lang. Reco. Understanding*, Summit, NJ, February 2000.
- [45] R. Kneser, "Statistical Language Modeling Using a Variable Context," in *Proc. Int. Conf. Spoken Language Proc.*, pp. 494–497, Philadelphia, PA, October 1996.
- [46] F. Kubala, J.R. Bellegarda, J.R. Cohen, D. Pallett, D.B. Paul, M. Phillips, R. Rajasekaran, F. Richardson, M. Riley, R. Rosenfeld, R. Roth, and M. Weintraub, "The Hub and Spoke Paradigm for CSR Evaluation," in *Proc. ARPA Speech and Natural Language Workshop*, Morgan Kaufmann Publishers, pp. 40–44, March 1994.
- [47] R. Kuhn and R. De Mori, "A Cache-based Natural Language Method for Speech Recognition," *IEEE Trans. Pattern Anal. Mach. Intel.*, Vol. PAMI-12, No. 6, pp. 570–582, June 1990.
- [48] J.D. Lafferty and B. Suhm, "Cluster Expansion and Iterative Scaling for Maximum Entropy Language Models," in *Maximum Entropy and Bayesian Methods*, K. Hanson and R. Silver, Eds., Norwell, MA: Kluwer Academic Publishers, 1995.
- [49] T.K. Landauer and S.T. Dumais, "Solution to Plato's Problem: The Latent Semantic Analysis Theory of Acquisition, Induction, and Representation of Knowledge" in *Psychological Review*, Vol. 104, No. 2, pp. 211–240, 1997.
- [50] T.K. Landauer, D. Laham, B. Rehder, and M.E. Schreiner, "How Well Can Passage Meaning Be Derived Without Using Word Order: A Comparison of Latent Semantic Analysis and Humans," in *Proc. Cognit. Science Soc.*, 1998.
- [51] R. Lau, R. Rosenfeld, and S. Roukos, "Trigger-Based Language Models: A Maximum Entropy Approach," in *Proc. 1993 Int. Conf. Acoust., Speech, Signal Proc.*, Minneapolis, MN, pp. II45–48, May 1993.
- [52] C.-H. Lee, personal communication, December 1999.
- [53] H. Ney, U. Essen and R. Kneser, "On Structuring Probabilistic Dependences in Stochastic Language Modeling," *Computer, Speech, and Language*, Vol. 8, pp. 1–38, 1994.
- [54] T. Niesler and P. Woodland, "A Variable-Length Category-Based N-Gram Language Model," in *Proc. 1996 Int. Conf. Acoust., Speech, Sig. Proc.*, Atlanta, GA, pp. II64–II67, May 1996.
- [55] C.H. Papadimitriou, P. Raghavan, H. Tamaki, and S. Vempala, "Latent Semantic Indexing: A Probabilistic Analysis," in *Proc. 17th ACM Symp. Princip. Database Syst.*, Seattle, WA, 1998. Also *J. Comp. Syst. Sciences*, in press.
- [56] F.C. Pereira, Y. Singer, and N. Tishby, "Beyond Word n-Grams," *Computational Linguistics*, Vol. 22, June 1996.
- [57] L.R. Rabiner, B.H. Juang, and C.-H. Lee, "An Overview of Automatic Speech Recognition," Chapter 1 in *Automatic Speech and Speaker Recognition: Advanced Topics*, C.-H. Lee, F.K. Soong, and K.K. Paliwal, Eds., Boston, MA: Kluwer Academic Publishers, pp. 1–30, 1996.
- [58] R. Rosenfeld, "The CMU Statistical Language Modeling Toolkit and its Use in the 1994 ARPA CSR Evaluation," in *Proc. ARPA Speech and Natural Language Workshop*, Morgan Kaufmann Publishers, March 1994.
- [59] R. Rosenfeld, "Optimizing Lexical and N-gram Coverage via Judicious Use of Linguistic Data," in *Proc. Fourth Euro. Conf. on Speech Comm. Technol.*, Madrid, Spain, pp. 1763–1766, September 1995.
- [60] R. Rosenfeld, "A Maximum Entropy Approach to Adaptive Statistical Language Modeling," *Computer Speech and Language*, Vol. 10, London: Academic Press, pp. 187–228, July 1996.
- [61] R. Rosenfeld, "Two Decades of Statistical Language Modeling: Where Do We Go From Here," *Proc. IEEE*, elsewhere in this issue; also presented at *Workshop-2000 Spoken Lang. Reco. Understanding*, Summit, NJ, February 2000.
- [62] R. Rosenfeld, L. Wasserman, C. Cai, X.J. Zhu, "Interactive Feature Induction and Logistic Regression for Whole Sentence Exponential Language Models," in *Proc. Aut. Speech Recog. Understanding Workshop*, Keystone, CO, pp. 231–236, December 1999.
- [63] S. Roukos, "Language Representation," Chapter 6 in *Survey of the State of the Art in Human Language Technology*, R. Cole, Ed., Cambridge University Press, 1997.
- [64] R. Schwartz, T. Imai, F. Kubala, L. Nguyen, and J. Makhoul, "A Maximum Likelihood Model for Topic Classification of Broad-

- cast News," in *Proc. Fifth Euro. Conf. Speech Comm. Technol.*, Rhodes, Greece, Vol. 3, pp. 1455–1458, September 1997.
- [65] R.E. Story, "An Explanation of the Effectiveness of Latent Semantic Indexing by Means of a Bayesian Regression Model," *Inform. Processing & Management*, Vol. 32, No. 3, pp. 329–344, 1996.
- [66] J. Wu and S. Khudanpur, "Combining Nonlocal, Syntactic and N-Gram Dependencies in Language Modeling," in *Proc. Sixth Euro. Conf. Speech Comm. Technol.*, Budapest, Hungary, Vol. 5, pp. 2179–2182, September 1999.
- [67] D.H. Younger, "Recognition and Parsing of Context-Free Languages in Time N^3 ," *Inform. & Control*, Vol. 10, pp. 198–208, 1967.
- [68] R. Zhang, E. Black, and A. Finch, "Using Detailed Linguistic Structure in Language Modeling," in *Proc. Sixth Euro. Conf. Speech Comm. Technol.*, Budapest, Hungary, Vol. 4, pp. 1815–1818, September 1999.
- [69] X.J. Zhu, S.F. Chen, and R. Rosenfeld, "Linguistic Features for Whole Sentence Maximum Entropy Language Models," in *Proc. Sixth Euro. Conf. Speech Comm. Technol.*, Budapest, Hungary, Vol. 4, pp. 1807–1810, September 1999.
- [70] V. Zue, J. Glass, D. Goodine, H. Leung, M. Phillips, J. Polifroni, and S. Seneff, "Integration of Speech Recognition and Natural Language Processing in the MIT Voyager System," in *Proc. 1991 IEEE Int. Conf. Acoust., Speech, Signal Processing*, Toronto, Canada, pp. 713–716, May 1991.

Jerome R. Bellegarda (M'87, SM'98)

received the Diplôme d'Ingénieur degree (*summa cum laude*) from the École Nationale Supérieure d'Electricité et de Mécanique, Nancy, France, in 1984, and the M.S. and Ph.D. degrees in Electrical Engineering from the University of Rochester, Rochester, NY, in 1984 and 1987, respectively.

In 1987 he was a Research Associate in the Department of Electrical Engineering at the University of Rochester, developing multiple access coding techniques. From 1988 to 1994 he was a Research Staff Member at the IBM T.J. Watson Research Center, Yorktown Heights, NY, working on speech and handwriting recognition, particularly acoustic and chirographic modeling. In 1994 he joined Apple Computer, Cupertino, CA, where he is currently Principal Scientist in Speech Recognition in the Spoken Language Group. At Apple he has worked on speaker adaptation, Asian dictation, statistical language modeling, advanced dialog interactions, and voice authentication.

He has written over 70 journal and conference papers, and holds 13 patents. He has also contributed chapters to several edited books, including *Advances in Handwriting and Drawing: A Multidisciplinary Approach* (Paris, France: Europia, 1994), *Automatic Speech and Speaker Recognition: Advanced Topics* (New York: Kluwer Academic Publishers, 1996), and *Robustness in Language and Speech Technology* (Dordrecht, the Netherlands: Kluwer Academic Publishers, in press). His research interests include voice-driven man-machine communications, multiple input/output modalities, and multimedia knowledge management.

Dr. Bellegarda was as a member of the ARPA CSR Corpus Coordination Committee between 1992 and 1994. He is currently a member of the Speech Technical Committee of the IEEE Signal Processing Society, serving as Associate Editor of the IEEE TRANSACTIONS ON SPEECH AND AUDIO PROCESSING in the area of language modeling.